



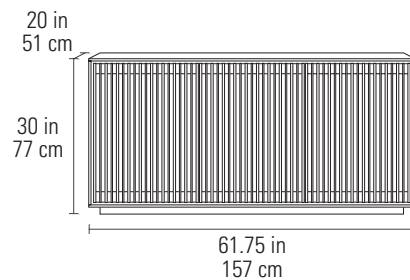
PROFILE™

DESIGN **MATTHEW WEATHERLY**

A stunning storage collection, Profile redefines the art of functional design. Housing a complete media center or storing away a wealth of items, each piece stands as a testament to beauty and practicality.

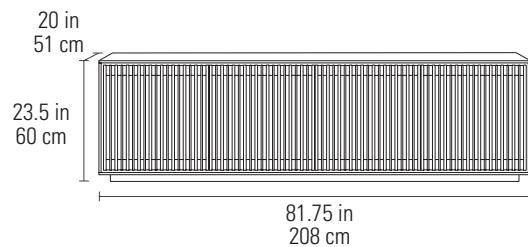
8477 3-DOOR CONSOLE

Recommended TV Size	up to 65"
Overall Dimensions	30H x 61.75 x 20 in 77H x 157 x 51 cm
Top Shelf Capacity	150 lbs 68 kg
Bottom Shelf Capacity	100 lbs 45 kg
Component Capacity	6-9
Number of Adjustable Shelves	4
Weight	211 lbs 96 kg



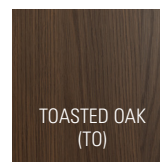


8479 4-DOOR CABINET

Recommended TV Size	up to 85"
Overall Dimensions	23.5H x 81.75 x 20 in 60H x 208 x 51 cm
Top Shelf Capacity	150 lbs 68 kg
Bottom Shelf Capacity	100 lbs 45 kg
Component Capacity	5-8
Number of Adjustable Shelves	3
Weight	203 lbs 92 kg



For product info and detailed specs, visit
bdiusa.com/profile



BDI's products are packaged with recyclable materials. Dimensions, specifications, and availability are subject to change. For current specifications and availability, visit www.bdiusa.com. Listed capacities assume even distribution of weight. BDI's designs are protected by US and international patents, trade dress, and/or copyright laws. "Profile" and BDI are trademarks of Becker Designed Inc. All rights reserved. ©2025, BDI